

CRAWLER CRANE
CC1908S-1

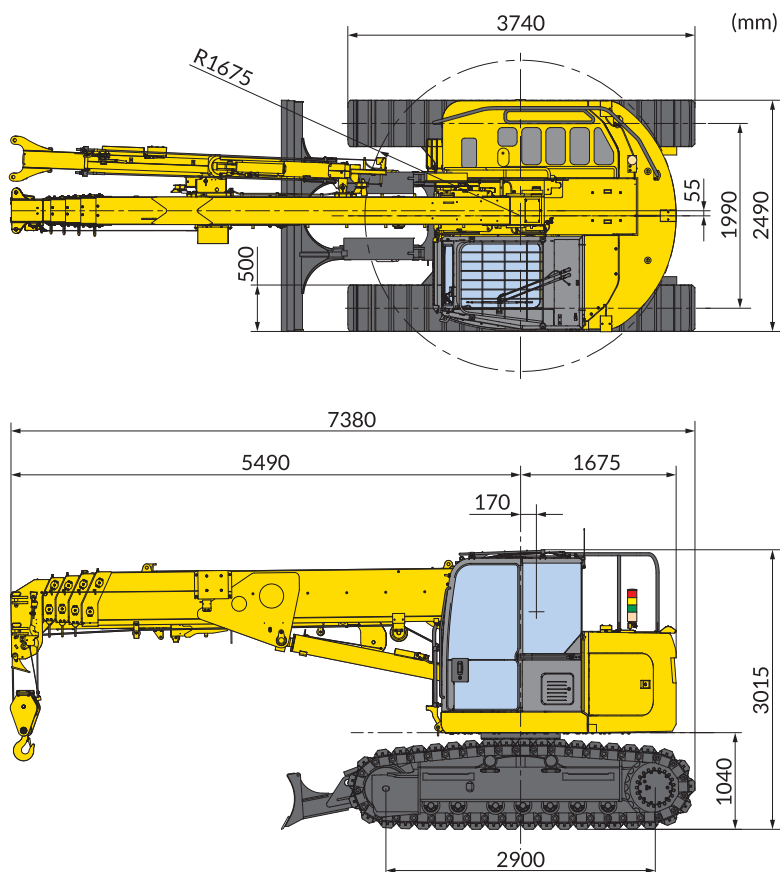
TECHNICAL DATA

Metric(CE)

Specifications

Model	CC1908S-1
Crane Capacity	8.1t x 2.8m
Max. Working Radius	19.23m x 0.34t (20.9m with fly jib)
Max.Lifting Height	20.1m (26.0m with fly jib)
Max. Reach Below Ground	-23.2m (6 falls) / -148.8m (single fall)
Pick & Carry Capacity	3,500kg
Travel Speed	0 - 3.1km/h
Travel Ground Pressure	65.6kPa [0.67kgf/cm ²] (67.3kPa [0.69kgf/cm ²] with fly jib)
Travel Ground Pressure with Blade	68.8kPa [0.70kgf/cm ²] (70.5kPa [0.72kgf/cm ²] with fly jib)
Engine	Yanmar 4TNV98CT / Diesel
Engine Rated Output	52.3kw/2,100rpm
Dimensions	7,380mm (L) x 2,490mm (W) x 3,015mm (H)
Tail swing	1,675mm
Machine Weight	19,400kg (19,900kg with fly jib)
Machine Weight with Blade	20,350kg (20,850kg with fly jib)

Dimensions




CRAWLER CRANE
CC1908S-1

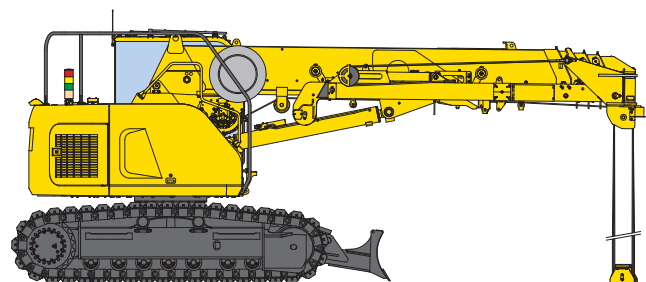
TECHNICAL DATA

Metric(CE)

Working Range Chart



Max. Below Grade



6 Fall
23.2m

4 Fall
35.8m

2 Fall
73.2m

Single Fall
148.8m

